

LEXUS



LEXUS GS



GS

THE COMMANDING NEW GS

The Lexus GS enters 2016 with a bolder design, engaging performance, and cutting-edge safety technology. The GS's refined style features a strong rendition of the Lexus signature spindle grille, framed by an elegant satin chrome trim and flanked by distinctive new standard LED headlights.

A new, rear-wheel drive GS 200t, joins the line with an exceptionally smooth 2.0-litre turbocharged four-cylinder engine teamed with an eight-speed automatic transmission.

South African vehicle specifications may differ.

LUXURY THAT IGNITES

The aggressive allure of the new GS redesigned inside and out, the 2016 GS is performance art at maximum speed. An aggressive, muscular exterior. A meticulously-crafted driver's cockpit, the most advanced safety system ever offered on the GS. This is where luxury takes control.



South African vehicle specifications may differ.

GS 200t model shown

HEIGHTENED LUXURY

Forging ahead with one hand in innovation and the other in tradition, a complete redesign of the GS exterior houses a classic interior design that is unmistakably Lexus in both luxury and amenities.

THE LAIR OF DOMINATION The distinctive look and feel of Lexus emanates from every square inch of the interior, pleasing both the eye with a 12.3-inch LCD display screen, and the touch with heated and available ventilated leather front seats, which boast power adjustments and driver-seat memory. The leather-wrapped steering wheel with paddle shifter features audio controls at your fingertips to deliver an immersive sonic experience. While the Navigation System with Remote Touch Interface lets you command your environment at the lightest touch.

South African vehicle specifications may differ.
GS 200t model shown



SAFETY

Standard Vehicle Dynamics Integrated Management (VDIM) anticipates loss of vehicle control and governs all of the vehicle's dynamic handling systems. Anti-lock Braking System (ABS), Brake Assist (BA), Vehicle Stability Control (VSC) and Traction Control (TRC) - with the electronic throttle control system. VDIM employs these systems collectively and seamlessly to help make corrections while allowing higher dynamic capability.

South African vehicle specifications may differ.



MUSCULAR POWER

For 2016, a more muscular 3.5-litre V6 produces 380Nm of torque on the GS 350 F SPORT, combining direct fuel injection and additional port fuel injectors for impressive power and crisp responsiveness, accelerating from 0-100km/h in as little as 6.0 seconds.

GS 350 F SPORT model shown
South African vehicle specifications may differ.



GS 200t Experience the first-ever GS 200t. 2.0litre Infinite four-cylinder, twin scroll - turbocharged engine with automatic eight-speed transmission. The GS 200t delivers a strikingly agile yet refined ride, with 180kW of power at 5800r/min achieving an intuitive, incendiary driving experience.



F SPORT Take the GS to the next level with a more dynamic F SPORT tuned suspension and bold styling that includes 19-inch alloy wheels and a Dark Rose leather trimmed interior. F SPORT tuned Adaptive Variable Suspension, rear-wheel drive, the 2016 GS F SPORT delivers 232kW of power at 6400r/min offering the power to compel absolutely.



CONTROL AT YOUR FINGERTIPS Steering wheel-mounted paddle shifters give you fingertip control over the highly advanced eight-speed sequential shift automatic transmission that boasts a number of features first introduced on the IS F, including faster shifts, earlier torque converter lockup, and downshift throttle blips for heightened driving pleasure.



CHOOSE YOUR DRIVE Tailor performance to your mood or the moment, with up to three drive modes - Eco, Normal and Sport. Choose Eco Mode and Instrument Illumination turns blue, while the electronic throttle control and air conditioning functions are optimised for fuel efficiency. On the open road, when the spirit moves you, Sport Mode lets you explore and exploit the full capability of a truly advance drivetrain.

EXTERIOR FEATURES

- 18-inch five-spoke wheel design with machined finish (GS 200t); 19-inch aluminium wheels with a bold expression owing to exclusive dark grey finish (GS 350 F SPORT)
- Aggressive inverted trapezoid-shaped upper and bottom-wide lower grille to produce "spindle grille"
- Arrowhead-shaped LED Daytime Running Lamps
- LED headlamps
- Colour-coded exterior mirrors with turn signals
- LED turn signals and rear LED lamps
- Colour-coded lower bumper with integrated dual exhaust outlets with diffusers
- Shark fin antenna



INTERIOR FEATURES

- With the available heated and ventilated front seats, the GS temperature can be monitored from three separate climate zones and one can adjust not only the fans, but also the temperature of the seats and steering wheel individually
- The Blind Spot Monitor (BSM)* with Rear Cross Traffic Alert (RCTA) helps detect vehicles inside blind spots and alerts the driver to rear cross traffic when backing out of a parking space
- 12 Speaker Lexus Premium Audio system with Bluetooth and 2x USB ports
- A large 12.3-inch Multimedia display with a full-screen map provides nimble navigation
- The GS features a three-spoke leather steering wheel that has memory power, tilt and telescopic adjustments, steering switches accommodate for audio, voice command, information display and telephone

* Available only on F-Sport.

DESCRIPTION	GS 200t	GS 350 F SPORT
ENGINE & DRIVETRAIN		
Engine Capacity (litre)	2.0	3.5
Maximum Power (kW @ r/min)	180@5800	232@6400
Maximum Torque (Nm @ r/min)	350@1640 - 4400	380@4800
Number of Cylinders and Arrangement	Inline-4	V-Type-6
A/T Oil Temp Warning	•	•
Adaptive Variable Suspension (AVS)	•	•
Fuel Cut System (impact sensing)	•	•
Fuel System (petrol-EFI)	•	•
Starting System (Push Start)	•	•
Rear Suspension (Multilink)	•	•
Front Suspension (double wishbone)	•	•
Transmission (automatic-8-speed)	•	•
Transmission Oil Cooler	•	•
Valve Mechanism	16, DOHC, Valvematic, Dual VVT-I	24, Valvematic, Dual VVT-I, DOHC
Washer Fluid Level Warning	•	•
EXTERIOR		
Antenna	•	•
Daytime Running Light (LED)	•	•
Door Outside Handles (colour-coded, smart entry)	•	•
Front Fog Lamps (LED)	•	•
Headlights (LED)	•	•
Headlamps Cleaner	•	•
Automatic Headlamp Levelling	•	•
High-Mounted Brake Light (LED)	•	•
Light Control System (Autocut)	•	•
Exterior Mirrors (colour-coded, auto-retractable, heated, electrochromatic)	•	•
Rear Bumper (colour-coded with diffuser)	•	•
Rear Lights (LED)	•	•
Rear Fog Lamp	•	•
Front Window Wiper (auto, intermittent)	•	•
INTERIOR		
AT Shift Lock	•	•
Assist Grip	•	•
Analogue Clock	•	•
Centre Console Box	•	•
Rear View Mirror (electrochromatic)	•	•
Key Reminder Warning (buzzer)	•	•
Luggage Room Lamp	•	•
Meter Illumination Control	•	•
Room Lamp	•	•
Seat Trim (smooth leather)	•	•
Shift Position Indicator	•	•
Steering Wheel (3-spoke/leather)	•	•
Front Personal Lamp (LED)	•	•
Rear Personal Lamp	•	•
COMFORT & CONVENIENCE		
Cruise Control	•	•
Lexus Dynamic Handling with 4-wheel Steering	•	•
Tyre Pressure Monitor (with Auto Location)	•	•
Park Distance Control	•	•
Drive Mode Select	Eco, Normal, Sport	Eco, Normal, Sport
Airconditioner (Auto-Dual Zone)	•	•
Audio System (Lexus Premium/EMV)	•	•
Auxiliary Input	•	•
Reverse Camera (EMV/with guidelines)	•	•
Bluetooth	•	•
Door Ajar Warning	•	•
Front Seat Adjustment: Electric (driver and passenger)	•	•
Illuminated Entry	•	•
Multi-Information Display	•	•
Navigation System (EMV, SD card)	•	•

Power Sockets (Front - 12V, Rear - 12V)	•	•
Electric Power steering (EPS)	•	Variable Gear Ratio Steering (VGRS)
Electric Windows (all one touch)	•	•
Seat Heater (driver and passenger)	•	•
Seat Lumbar Support: 2-way (driver and passenger)	•	•
Seat Ventilation (driver and passenger)	•	•
Speakers (12)	•	•
Steering Column Adjustments (power/tilt & telescopic, memory)	•	•
Steering Switches (audio/voice command, info display, telephone)	•	•
2x USB ports	•	•
Door Courtesy Lamp	•	•
SAFETY		
Anti-lock Braking System (ABS)	•	•
Hill Assist Control (HAC)	•	•
Traction Control (TRC)	•	•
Vehicle Dynamic Integrated Management (VDIM)	•	•
Vehicle Stability Control (VSC)	•	•
Height Adjustable Seat Belt	•	•
Anti-Theft System (alarm and immobiliser)	•	•
Auto Door Lock (speed dependent)	•	•
Child Lock	•	•
Child Restraint System (ISOFIX)	•	•
Emergency Brake Signal	•	•
Parking Brake (electric)	•	•
Front Brake (ventilated)	•	•
Occupant Detection (passenger seat only)	•	•
Over-Run and Speed Limiter	•	•
Rear Brake (ventilated)	•	•
Seat Belt Warning	•	•
Side Airbags	•	•
Knee Airbag(s)	•	•
Front Airbags (driver and passenger)	•	•
Curtain Airbags	•	•
Wireless Door Lock (Smart Entry)	•	•
Rear Window Demister	•	•
Blind Spot Monitor (BSM)	Without	Standard with Rear Cross Traffic Alert (RCTA)
PERFORMANCE		
0-100 (sec)	7.3	6.0
Top Speed (km/h)	230	235
Fuel Consumption (combined cycle) (ℓ/100km)	8.0	11.3
CO ₂ (g/km)	186	262
WARRANTY		
Service Intervals (km)	15 000km	15 000km
Warranty	4years/100000km,	4years/100000km
Lexus Distance Plan	Lexus Distance Plan Plus,	Lexus Distance Plan Plus
WHEELS		
Spare Tyre (Space Saver-T145-70D18Alumi)	•	•
Spare Wheel Carrier (in boot)	•	•
Wheel and Tyre	F:235-45R18Alloy/R:235-45R18Alloy,	F:235-40R19Alloy/R:265-35R19Alloy
Rear Spoiler	•	•
Package Trim and Tonneau Cover	•	•
DIMENSIONS		
Fuel Tank Size (ℓ)	66	66
Gross Vehicle Mass (GVM)	2170	2190
Height (mm)	1455	1455
Length (mm)	4880	4880
Luggage Capacity (ℓ)	520	520
Rear Tread (mm)	1590	1560
Towing Capacity - Braked (kg)	1600	1600
Turning Circle (tyres, m)	5.3	5.1
Wheelbase (mm)	2850	2850
Width (mm)	1840	1840

EXTERIOR



SONIC QUARTZ085*



AMBER4X2*




SONIC SILVER1J2



GRAPHITE BLACK223




SONIC TITANIUM1J7**



RED MICA3R1



DEEP BLUE8X5*



WHITE NOVA083**




GREY1G0



METEOR BLUE8W3*



HEAT BLUE8X1**



BLACK212

*AVAILABLE ON GS 200T ONLY
**AVAILABLE ON GS 350 F SPORT ONLY

TRIM


GS 200t



LEATHER

BLACK

GS 200t



LEATHER

RICH CREAM

GS F SPORT



BLACK

GS F SPORT



DARK ROSE

WHEELS



GS 200t
18-inch alloy



GS F SPORT
19-inch alloy

LEXUS DISTANCE PLANS

INTRODUCTION

Welcome to the growing group of value-conscious people who drive Lexus. We are proud of the advanced engineering and quality construction of each vehicle we build.

The Lexus Distance Plans give you and all Lexus owners peace of mind and fixed costs motoring. The Lexus Distance Plans are fully supported and approved by Toyota SA Motors. The Lexus Distance Plans are designed to give you, the motorist, a value-added product that supports your needs by containing motoring costs. Lexus Distance Plans offer all customers access to service at any Lexus dealership in South Africa and Lexus dealerships in our neighbouring countries, i.e. Namibia, Lesotho, Swaziland and Botswana.

The Lexus Distance Plans cover all your normal operating condition services up to four years/ 100 000km. All servicing must be carried out according to the specified service intervals stipulated in the vehicle's Book of Life to ensure that the Distance Plan and the vehicles warranty remains valid.

All Lexus owners have an option to upgrade the Lexus Distance Plans. Lexus offers our customers various options in terms of choice of cover, dependent on individual requirements.

Please feel free to contact your nearest Lexus dealer for the various options to upgrade your Distance Plan. We at Lexus appreciate and value your support and aim to make vehicle ownership a positive experience for all our customers. Please read on to familiarise yourself with the Lexus Distance Plan.

INCEPTION DATE OF PLAN

The inception date of the Lexus Distance Plans will be the same as the vehicle's warranty inception date. The same will apply to all demonstration vehicles sold by a Lexus dealership.

WHAT DOES THE LEXUS DISTANCE PLAN COVER?

Covered:

- All manufacturer-specified services (normal schedule) up to four years/100 000km whichever occurs first (*1)

WHAT DOES THE LEXUS DISTANCE PLAN PLUS COVER?

Covered:

- All manufacturer-specified services (normal schedule) up to four years/ 100 000km whichever occurs first (*2)
- Front disc brake pads (limited to five sets)
- Rear disc brake pads (limited to three sets)

WHAT DOES THE LEXUS DISTANCE PLAN COMPLETE COVER?

Covered:

- All manufacturer-specified services (normal schedule) up to four years/ 100 000km whichever comes first
- Mechanical components - repaired or replaced due to normal wear and tear

WHAT IS NOT COVERED BY THE LEXUS DISTANCE PLANS?

Not Covered:

- Obtaining of fuel
- Engine top-up oil and other lubricants and service items required between routine servicing of the vehicle
- Tyres, wheel alignment and wheel balancing
- (*1) Maintenance repairs of wearing items for Distance Plan (e.g. brakes, clutches, exhausts, batteries, etc.)
- (*2) Maintenance repairs or wearing items for Distance Plan Plus (e.g. brake discs, brake callipers, clutches, exhausts, batteries, etc.)
- Non-Lexus-approved additives
- Paint/body/trim repairs
- Accessories
- Unreasonable requests
- Alterations and modifications
- Driver abuse/negligence or unreasonable use including any form of competition

- Insurance-related claims and repairs
 - Accident damage
 - Rattles and squeaks
 - Cleaning of fuel system
 - Cracked or broken glass
 - Expenses incurred at non-Lexus dealers
 - Flood, riot, weather and fire damage
 - Engine tuning
 - Repairs or damage as a result of non-compliance to service requirements or warranty obligations
 - Damage incurred through the vehicle having been driven with insufficient engine lubricants or coolant
 - Any claims arising outside the borders of South Africa, Namibia, Lesotho, Swaziland or Botswana
 - Items requiring replacement as a result of severe operating conditions will be for the customer's account. The severe operating schedule is not covered in any of the Distance Plans
- NB: Consult your Lexus dealer for more information on your vehicle's warranty terms and conditions.

MY LEXUS

AS A LEXUS OWNER, YOU CAN SIGN UP FOR A PERSONAL "MY LEXUS" PROFILE.

With your profile you can:

- Update your personal details
- Book a service
- Manage your communication and monitor your transactions

Register at www.lexus.co.za

LEXUS LIFE

Our online magazine *Lexus Life* celebrates innovative design, sustainable technologies and premium experiences around the globe. Download the app from Google Play or the App Store.

Keep up to date with all things Lexus here: www.lexus.co.za/lexus-life



THE LEXUS GS

Find Lexus South Africa on:  Lexus South Africa or on  @Lexus_SA  lexis_southafrica
For a detailed list of specifications please visit www.lexus.co.za

PMN05U1004 Date 2016/10. Certain vehicle details and specifications contained in this brochure may differ from available models. Toyota Motor Corporation of Japan and Toyota SA (Pty) Ltd. make no warranties, either expressed or implied, concerning the verisimilitude of contained material. Toyota reserves the right to alter any details of specifications and equipment without notice. Waste Tyre Registration Number: TPREG0031GAU.

© 2015 Lexus South Africa* reserves the right to alter any details of specifications and equipment without notice. Details of specifications and equipment are also subject to change to suit local conditions and requirements. Please enquire at your local Lexus Authorised Dealer of any such changes that might be required for your area.

*South African vehicle specifications may differ.